



ProNest 8 NESTING SOFTWARE

WHAT DO YOUR HOLES LOOK LIKE?

With ProNest® Technology

Without ProNest® Technology

Material: Mild Steel
Thickness: 1/2"

Plasma Power Supply: Hypertherm HPR 260 Autogas
Amperage: 130 Amps



**ADVANCED
SOFTWARE
FOR
SHEET
AND
PLATE
PROCESSING**



Contact:

**Sjon Delmore CWI/CWE
Director of Automation**

Pacific Welding Supplies, LLC
TEC Welding Sales
3640 C Street NE
Auburn, WA 98002

800-682-6952
253-874-5340
253-261-2047 Cell
sdelmore@pacificwelding.com



ProNest[®] 8 NESTING SOFTWARE

FEATURES AND OPTIONAL MODULES

STANDARD FEATURES

CAD/CAM Import, Conversion, and Part Development

- Import CAD (many file formats) and some CNC files
- Import of Bill of Materials properties from CAD
- Import part and plate list information from MRP/ERP
- Variable shape parts library
- Automatic CAD file correction and error notification
- Automatic cut direction, sequencing, and tool-pathing
- Automatic assignment of material-based lead in/out
- Ability to separate multiple parts from CAD file
- Automatic tabbing technology
- Automatic rotation restriction for grain constraint
- Advanced edit function for CAD file modification

Costing, Reporting, and Systems Interface

- User-defined production cost parameters
- Automatic part and production cost calculation
- Automatic nest utilization calculation
- Customizable management and shop reports

Interactive Manual Nesting

- User-defined material database and plate list
- Edit lead in/out position and style within the nest
- Material-based part, plate, and pierce separation
- Advanced cluster and array functionality
- Part interference detection
- Edge piercing technology
- Interactive and automatic plate cropping
- Multi-head support
- Safe zones for material clamping applications
- Automatic and manual nest sequencing
- Animated cutting sequence simulation
- Material-based process parameters
- Material-based cutting techniques

Code Generation, CNC Output, and Communications

- Flexible CNC post-processor (includes subroutines)
- Automatic CNC code generation, by nest or job
- Pre-piercing, pre-kerfing, and step and repeat
- User-Defined advanced CNC output
- DNC communications interface

OPTIONAL MODULES

ProNest is ideal for use with the following cutting processes.


























Use the icons provided to identify the cutting process that will typically benefit from that module.

-  PLASMA
-  LASER
-  OXYFUEL
-  WATERJET
-  PUNCH/PLASMA
-  PUNCH/LASER




















Automatic Nesting

Pattern Array Nesting						
Advanced Rectangular Nesting						
Advanced True Shape Nesting						













Productivity Tools

Common-Line Cutting						
Advanced Common-Line Cutting						
Chain Cutting						
Bridge Cutting						
Collision Avoidance						
Variable Multi-Head Cutting						
Skeleton Cut-Up						
Work Zones						
Entity Smoothing and Reduction						
Part Cut-Up						

Material and Inventory Optimization Modules

Plate Inventory						
Part Inventory and Assembly						
Custom Remnants						
Nest Background Image						
Nesting System Optimization						

System Interface Modules

PIPE Parametric Fittings						
Punch/Plasma or Punch/Laser						
Rotary Bevel						
Rotary Axis						
Manufacturing System Interface						

3D CAD Interface Modules

SolidWorks [®]						
Inventor [™]						
Pro/ENGINEER [®]						

SolidWorks and Pro/ENGINEER are registered trademarks of their respective owners

ADVANCED SOFTWARE FOR SHEET AND PLATE PROCESSING



Contact:

Sjon Delmore CWI/CWE
Director of Automation

Pacific Welding Supplies, LLC
TEC Welding Sales
3640 C Street NE
Auburn, WA 98002

800-682-6952
253-874-5340
253-261-2047 Cell
sdelmore@pacificwelding.com

ProNest 8 Screenshot

